

# Inductive sensor

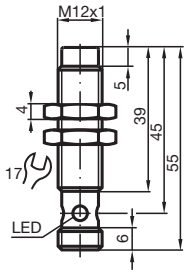
## NCN4-12GM40-Z0-V1



- 4 mm non-flush
- 2-wire DC



### Dimensions



### Technical Data

#### General specifications

Switching function		Normally open (NO)
Output type		Two-wire
Rated operating distance	$s_n$	4 mm
Installation		non-flush
Output polarity		DC
Assured operating distance	$s_a$	0 ... 3.24 mm
Actual operating distance	$s_r$	3.6 ... 4.4 mm typ.
Reduction factor $r_{Al}$		0.42
Reduction factor $r_{Cu}$		0.4
Reduction factor $r_{304}$		0.75
Output type		2-wire

#### Nominal ratings

Operating voltage	$U_B$	5 ... 60 V
-------------------	-------	------------

Release date: 2022-05-18 Date of issue: 2022-05-18 Filename: 126070\_eng.pdf

Refer to "General Notes Relating to Pepperl+Fuchs Product Information".

Pepperl+Fuchs Group  
www.pepperl-fuchs.com

USA: +1 330 486 0001  
fa-info@us.pepperl-fuchs.com

Germany: +49 621 776 1111  
fa-info@de.pepperl-fuchs.com

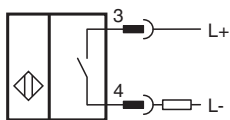
Singapore: +65 6779 9091  
fa-info@sg.pepperl-fuchs.com

 **PEPPERL+FUCHS**

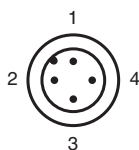
**Technical Data**

Switching frequency	f	0 ... 800 Hz
Hysteresis	H	1 ... 10 typ. 5 %
Reverse polarity protection		reverse polarity tolerant
Short-circuit protection		pulsing
Voltage drop	$U_d$	$\leq 5$ V
Voltage drop at $I_L$		
Voltage drop $I_L = 10$ mA, switching element on	$U_d$	3.5 ... 4.7 V typ. 4.3 V
Operating current	$I_L$	2 ... 100 mA
Off-state current	$I_r$	0 ... 0.5 mA typ.
Time delay before availability	$t_v$	$\leq 15$ ms
Switching state indicator		Multihole-LED, yellow
<b>Functional safety related parameters</b>		
MTTF <sub>d</sub>		2020 a
Mission Time (T <sub>M</sub> )		20 a
Diagnostic Coverage (DC)		0 %
<b>Compliance with standards and directives</b>		
Standard conformity		
Standards		EN 60947-5-2:2007 IEC 60947-5-2:2007
<b>Approvals and certificates</b>		
UL approval		cULus Listed, General Purpose
CSA approval		cCSAus Listed, General Purpose
CCC approval		Certified by China Compulsory Certification (CCC)
<b>Ambient conditions</b>		
Ambient temperature		-25 ... 70 °C (-13 ... 158 °F)
<b>Mechanical specifications</b>		
Connection type		Connector plug M12 x 1 , 4-pin
Housing material		Stainless steel 1.4305 / AISI 303
Sensing face		PBT
Degree of protection		IP67

**Connection**



**Connection Assignment**



Release date: 2022-05-18 Date of issue: 2022-05-18 Filename: 126070\_eng.pdf

## Connection Assignment

Wire colors in accordance with EN 60947-5-2

1		BN	(brown)
2		WH	(white)
3		BU	(blue)
4		BK	(black)

## Accessories

	<b>BF 12</b>	Mounting flange, 12 mm
	<b>V1-W-2M-PUR</b>	Female cordset single-ended M12 angled A-coded, 4-pin, PUR cable grey
	<b>V1-G-2M-PUR</b>	Female cordset single-ended M12 straight A-coded, 4-pin, PUR cable grey